

The logo for Baylor College of Medicine, featuring the text "Baylor College of Medicine" in white serif font on a dark blue rectangular background.

Baylor
College of
Medicine

SCHOOL OF MEDICINE 2021-22 STUDENT IT ORIENTATION

By

William McKinney

*Instructional Technology Specialist
Blackboard/ExamSoft System Admin*

OVERVIEW

- ▶ Online Student Learning Guide
- ▶ Introduction to the ASC - Where to go for help
- ▶ Single Sign-On
- ▶ Blackboard
- ▶ vBrick
- ▶ VPN
- ▶ Wi-Fi
- ▶ Mobile Devices
- ▶ Free Software
- ▶ Free Storage
- ▶ IT Rules

Learning Online - A Student Guide

LEARNING ONLINE STUDENT GUIDE

START COURSE

DETAILS ▾

Learning
Online +
Technology

Exam Soft
Tutorials

Blackboard
Learn
Tutorials

Zoom
Tutorial

A COLLABORATION
BETWEEN EDUCATION
INNOVATION CORE AND
ACADEMIC TECHNOLOGIES

With campuses closing and learning shifting online, this transition can be an overwhelming experience. Online classes can present unique challenges, however, if you're not prepared. But if you develop

<https://bcm.box.com/s/xale77k0adg1wph7s5pk66flebzujis>

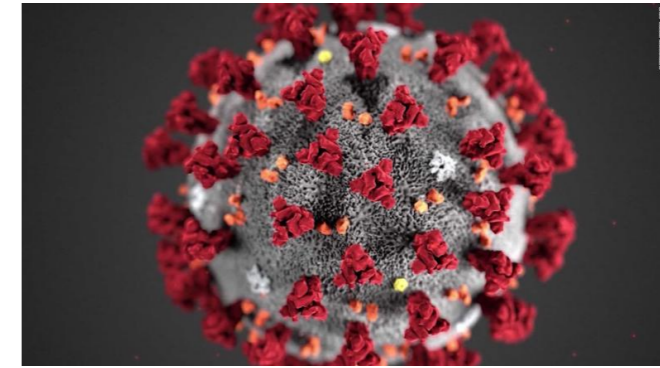
Academic Success Center

Located on the 2nd, 3rd, and 4th Floors of the DeBakey Building - Available 24/7



Welcome to the
ACADEMIC SUCCESS CENTER!

Support Services Schedule



	Student Assistant Support	Librarian Support	Technology Support
Monday	8a – 9p	---	3p – 4p
Tuesday	8a – 9p	1p – 3p	3p – 4p
Wednesday	8a – 9p	1p – 3p	3p – 4p
Thursday	8a – 9p	---	3p – 4p
Friday	9a – 9p	---	3p – 4p
Sat & Sun	7a – 9p	---	---

Please call 713.799.7153 if a librarian is needed but not at the desk.
Please call 713.798.3061 if a technician is needed but not at the desk.

The **Student Assistant** on duty can typically be found at the circulation desk and is there to answer any general questions you may have about printing, borrowing materials, or other ASC accommodations.

The **Librarian** on duty can assist with:
PICO question development, SCOPUS & search assistance, bibliography/citation management, access to e-books & full articles, inter-library loans, and publication tracking & Pub Med.


The **Technician** on duty can help with:
network access, VPN setup, laptop issues, NBME exam readiness, Office 365, cybersecurity, and username & password questions.

*Due to **COVID-19**, information regarding hours and availability included in this presentation are subject to change. Please contact the appropriate department for the most up-to-date information.*

Questions? E-mail academicsuccess@bcm.edu

Visit us at <https://www.bcm.edu/asc>

WHERE TO GO FOR HELP



WHO TO SEE FOR WHAT?

➤ Education Information Technology

- Blackboard
- VPN
- Wi-Fi
- ExamSoft
- Technology & Librarian Support

2nd floor of the DeBakey Building

 ed-tech@bcm.edu

➤ BCM Information Technology

- Password Issues
- Email Issues
- Email Service
- Email service for your phone

 <http://it.bcm.edu>

 [BCM Popular Services Brochure](#)

 it-support@bcm.edu

 713-798-USER (8-8737)

- **Please ID yourself as a “new student” if you call**

SINGLE SIGN-ON

BCM FEDERATED LOGIN – SINGLE SIGN-ON

- ▶ Must use your BCM username and password for access
- ▶ VPN not required
- ▶ If you get locked out by trying 3 or more times to login, you must contact the BCM Helpdesk at 713-798-8737 or you can log onto the Password Self-Service and change your password: <https://password.bcm.edu>
- ▶ If you get an error message when logging in:

Symptoms

Users experience a 404 error when trying to access an internal BCM web site that requires authentication.

Cause

The cause for this error is cached logon credentials. The web browser has cached, or saved, previously used user name and password.

Resolution

The user needs to delete the browser's cached, or saved, logon credentials. (clear the browser cookies)

- ▶ (Keyword search in the IT Service Portal on “Clear” will pull this up.)

BCM PASSWORD MANGER

- ▶ The BCM Password Manager, available at <https://password.bcm.edu>, provides you with the ability to independently reset/change your BCM account password at any time and unlock your account.
- ▶ Register using your BCM username and password
- ▶ Set up security questions and answers
- ▶ Complete the registration

Enter Your User Name

Enter your user name:

Home

Welcome, (Your Name Here) If you are not (Your Name Here), [click here.](#)
Configure your profile and manage your passwords by using the tasks below.

- Manage My Profile**
Manage my profile with Password Manager.
- Forgot My Password**
Set your new password by answering a series of private questions.
- Manage My Password**
If you know your current password, you can securely change all your passwords.

+ Disabled Tasks



All BCM faculty and students are to understand and adhere to BCM IT security and compliance policies with the bottom line, any computing devices connecting to the BCM network, to include Wi-Fi, must have up-to-date operating system/associated applications security patches and anti-virus/anti-malware running, and use a strong password/PIN that is not to be shared.

-BCM IT

BLACKBOARD



William McKinney - Admin

ABOUT BLACKBOARD

- ▶ Blackboard Learn is our current LMS
- ▶ You can access it, using your browser, from anywhere!
- ▶ URL is <http://bcm.blackboard.com>
- ▶ Use your BCM Username and Password (Single Sign-On)for access
- ▶ **What information can be found in Blackboard?**
 - ▶ Courses & Faculty Information
 - ▶ Accreditation & Attestations
 - ▶ Textbook Information, Goals & Objectives
 - ▶ Faculty Contact Information
 - ▶ Lecture Schedules
 - ▶ PowerPoints for Lectures
 - ▶ Quizzes, Assignments, Problem Sets

BCM's Current Blackboard Home Page

<http://bcm.blackboard.com>

Blackboard Learn Login

[BCM users](#)

[Non-BCM users](#)



Need Help Logging In?

Login Assistance: 713-798-8737
[Click here if you need help logging in \(PDF\)](#)

Blackboard Helpdesk

Office: 271A
Mon-Thur: 8 a.m.-4 p.m.
Fri: 11 a.m.-4 p.m.
Email: ed-tech@bcm.edu
[Blackboard policies](#)

Student Resources

[Bb Learn help for students](#)
[Student technology sheet \(PDF\)](#)
[Is my browser supported by Blackboard?](#)
[Submitting assignments](#)
[How to get your grades](#)
[About Bb Student App](#)

Faculty Resources

[How to use Bb Learn for faculty](#)
[Faculty technology sheet \(PDF\)](#)
[Is my browser supported by Blackboard?](#)
[Design content for Mobile Learn](#)
[How to use Collaborate](#)
[Join the Blackboard Community](#)

BLACKBOARD – ONCE YOU LOG IN

Institution Page
William McKinney
Activity Stream
Courses
Organizations
Calendar
Messages
Grades
Tools
Admin
Sign Out
Privacy
Terms

Baylor College of Medicine
Welcome to the School of Medicine

Coronavirus Disease 2019 (COVID-19)
Visible to users | Audience: [Everyone](#)

FBSM - 2020-2021 TERMS 1 & 2 Course Homepage
Support ?

FOUNDATIONS BASIC TO THE SCIENCE OF MEDICINE (FBSM)
SCHOOL OF MEDICINE
Baylor College of Medicine

Course Information
Enabled: Statistics Tracking
Course Goal
The goal of this course is to increase the student's knowledge of basic biomedical sciences and ability to integrate and apply these

LECTURE DATES
[Term 1 Course Schedule 20-21](#)
[Term 2 Course Schedule 20-21](#)

Notification Settings



Stream

Filter

Show All



Create

System Notifications

Upcoming

Nov 28, 2018



Leading & Managing Healthcare Systems 2019 Spring Edited

Due: Anesthesia Reimbursement Assignment

Due Date: 2/11/19, 11:59 PM

Nov 28, 2018



Leading & Managing Healthcare Systems 2019 Spring Edited

Due: Module 3 - U.S. & World Healthcare Systems : Module 3 - Healthcare S...

Due Date: 7/1/19, 11:59 PM

Nov 28, 2018



Leading & Managing Healthcare Systems 2019 Spring Edited

Due: Module 4 - Patient Safety and the Healthcare System : Module 4 Com...

Due Date: 7/8/19, 11:59 PM

Nov 28, 2018



Leading & Managing Healthcare Systems 2019 Spring Edited

Due: Module 5 - Organizational Theory & Function : Module 5 Competency ...

Due Date: 7/15/19, 11:59 PM

Nov 28, 2018



Leading & Managing Healthcare Systems 2019 Spring Edited

Due: Module 6 - Leadership & Power : Module 6 Competency Check

Due Date: 7/22/19, 11:59 PM

[Show more upcoming activity](#)

Today Friday, December 14, 2018

Baylor College of Medicine Announcement



Stream Notifications

Notifications for due dates, grades and feedback, and new gradable items always appear in your stream.

Also notify me in the stream about these activities:

New course calendar items

New messages

New content added

New gradable items

New courses available

New discussion messages

Discussions for all of my courses

Only discussions I'm participating in

Student performance alerts

BLACKBOARD ALLY

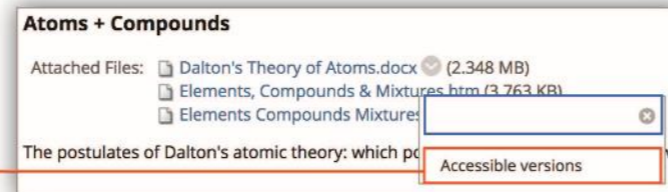
Blackboard Ally is a tool to help make your course content more accessible. Download alternative accessible formats of your course files - choose from semantic HTML, audio, electronic braille and more.

Accessible files include readable text for screen readers, pictures with captions, and easy-to-navigate content. Ally creates multiple accessible alternatives from the original documents in your course. You can download accessible formats anywhere that files are used.

Accessible Formats	
<p>Ally generates alternative formats for these file types:</p> <ul style="list-style-type: none"> ■ PDF ■ Word ■ Powerpoint ■ OpenOffice/LibreOffice ■ HTML 	<p>Ally creates these alternative accessible formats:</p> <ul style="list-style-type: none"> ■ OCR version for scanned documents ■ Tagged PDF version of Word, Powerpoint, and OpenOffice/LibreOffice files ■ Semantic HTML ■ ePub ■ Electronic braille

Find Accessible Files

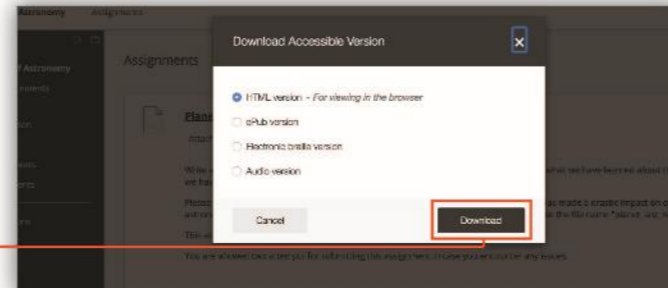
In your Blackboard course, locate a file's menu and select "**Accessible versions**".



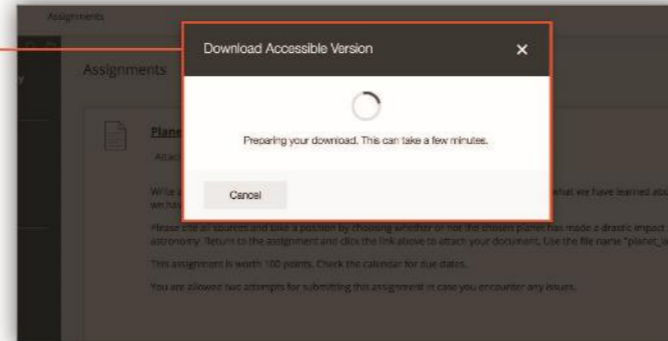
Download Accessible Files

Once you found your course file, select the file dropdown and select Accessible versions.

A pop-up window lists accessible file options. Accessible versions may vary depending on the file type. Choose a version and select "**Download**".



If this is your first download of a specific file type, a Preparing download notification appears. The download may take multiple minutes to complete.



Once your file downloads, you can open or save the accessible version. You can also return to the original file to get different versions. The instructor's original file will always remain in your course, regardless of which alternatives you select.

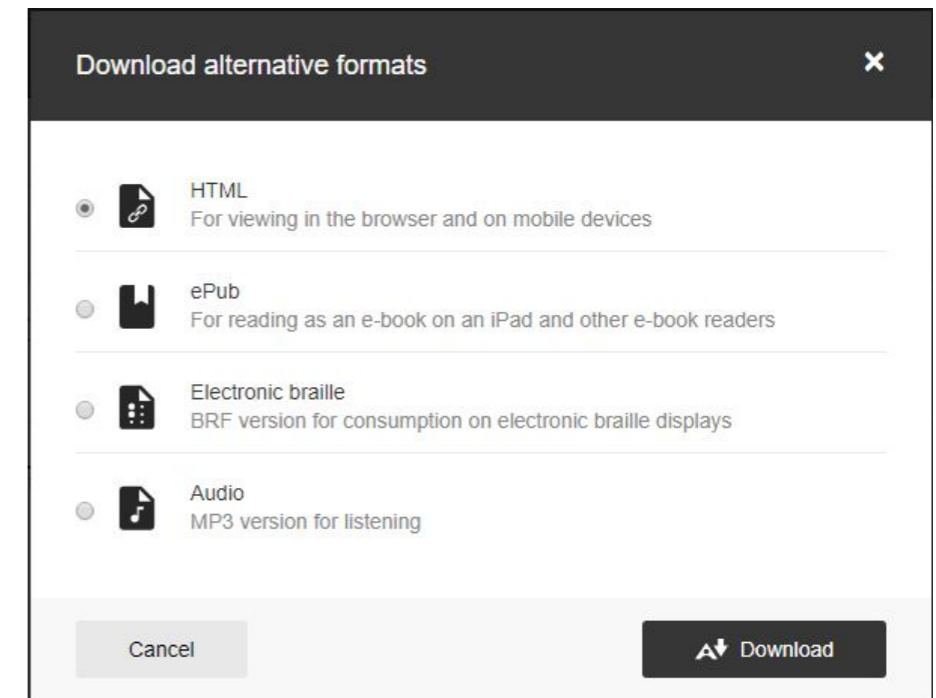
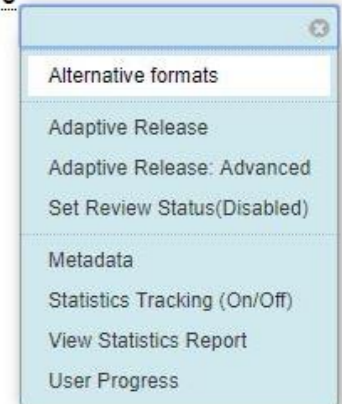
ERC Resources



[Student Technology Page 2017-2018](#)



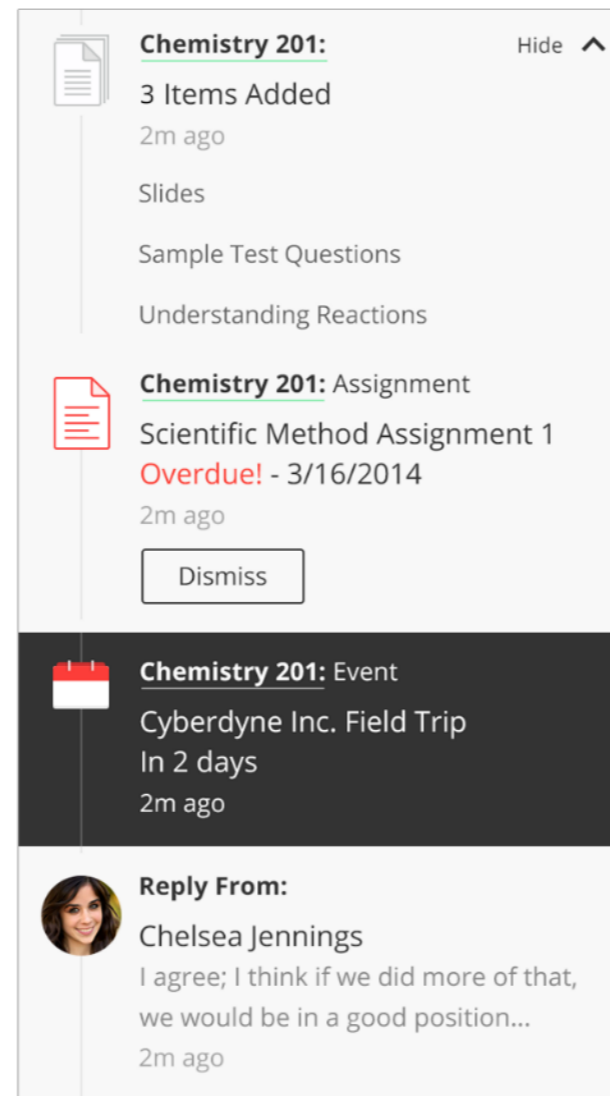
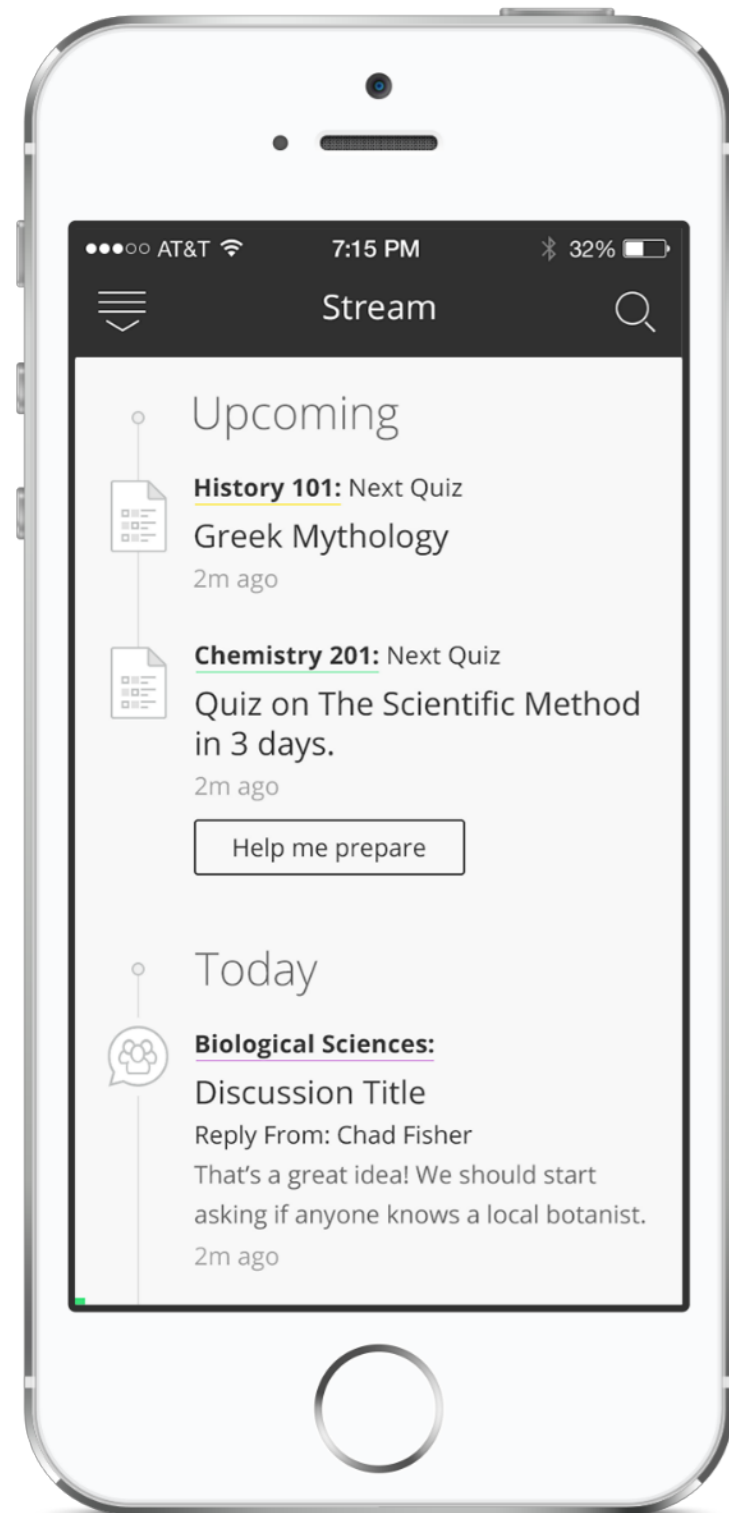
[Faculty Technology Page 2017-2018](#)



BLACKBOARD MOBILE



- ▶ Access grades, course content, and more - right from the Blackboard app on your phone. Available on the Apple App Store or Google Play



EXAMSOFT



William McKinney - Admin

Exemplify Student Resources

Exemplify Student Resources

- Blackboard
- Apps
- NBME Testing
- FAQ

Contact Education Technology Staff

Email: ed-tech@bcm.edu



Academic Success Center

Michael E. DeBakey Center for Biomedical Education and Research
Second, Third and Fourth Floors
Houston, TX 77030

Need Assistance?

ExamSoft Helpdesk Office: 271A
Monday-Thursday: 8 a.m.-4 p.m.
Friday: 11 a.m.-4 p.m.
Email: ed-tech@bcm.edu

BCM Help Desk (For Login Issues)
Support Line: (713) 798-8737
Email: it-support@bcm.edu Web: <https://it.bcm.edu>

LOGIN HELP: Faculty/Student Login for ExamSoft

Username: {Use your BCM Username/ECA}
Password: BCM Password
(NOTE: If you have forgotten your password, please contact the BCM Helpdesk (713) 798-8737)

Exemplify Reminders

- Use your BCM Username and Password to log into Examsoft & Exemplify
- Institution Code: BCM or Baylor College of Medicine
- Disable/turn off your anti-virus to avoid issues
- Make sure your laptop/iPad has a full charge before the exam begins.
- To avoid issues, download the exam several hours/days before the exam start time.

[More Best Practices](#)

Installing Exemplify

- [Exemplify: Installing on Mac OS X Devices](#)
- [Exemplify: Installing on Windows Devices](#)
- [Exemplify for iPad: Downloading and Installing Exemplify](#)



School Examination Guides

- [Exemplify: Student Guide for School of Medicine](#)
- [Exemplify: Student Guide for School of Health Professions](#)



Exam ID & ExamMonitor

ExamMonitor is the AI-driven remote proctoring solution that continuously observes exam takers with video and audio monitoring throughout the entire exam, completely eliminating the need for in-person proctoring and providing absolute confidence in the integrity of all your exams.



Resources Articles:

- [Student Guide - Exam Integrity](#)

Student Resources

- [Exemplify: Installing and Registering](#)
- [Exemplify: Best Practices for Students](#)
- [Exemplify for iPad: Best Practices for Students](#)
- [How to access Exemplify Feedback](#)
- [Exemplify: Clearing Registration](#)
- [ExamID and ExamMonitor Troubleshooting Guide](#)



Exemplify - Best Practices and How-To Videos

- [How to use Exemplify for Windows and Mac](#)
- [How to Use Exemplify for iPad](#)



EXAMPLIFY RESOURCES

WWW.BCM.EDU/STUDENT-ED-TECH

Getting Started with Exemplify

1 Check Your Minimum System Requirements

iPad Users

PC Users

Mac Users

2 Install & Register Exemplify for iPad

1. On your i
2. Search for
3. Tap the b

Install &

1. Click "Do
2. Click "Sa

Baylor College of Medicine

Exam Takers

LDAP ID: ?

Password:

Login

 Remember Me

Videos

Support

Info

Support Tools for Exam Takers

Administrators / Faculty

LDAP ID:

Password:

Login

 Remember Me

LOG INTO EXAMSOFT ONLINE

➤ <https://www.examsoft.com/bcm>

➤ Use your BCM username and password for access

➤ Features:

➤ Download Exemplify

➤ Check your exam scores

➤ Access your exam feedback reports

➤ Confirm exam uploads

EXAM ID & EXAM MONITOR

How It Works:

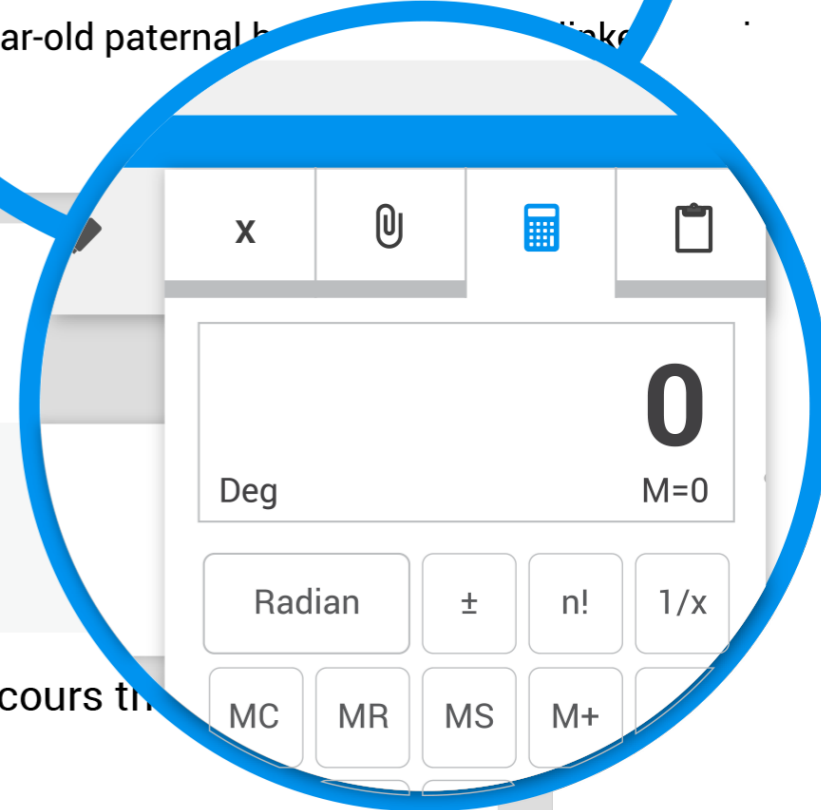
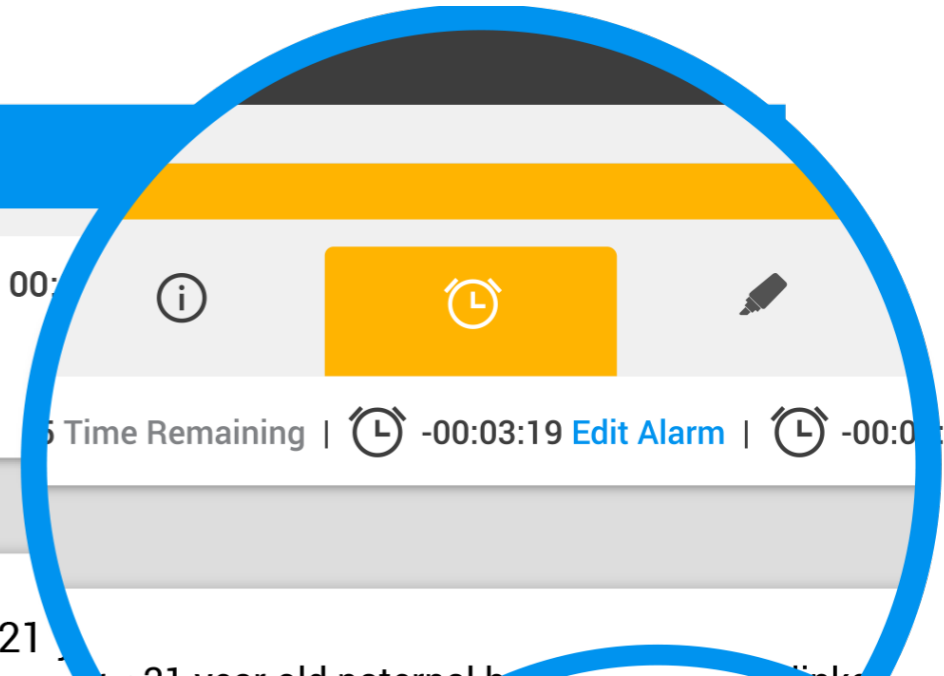
- ▶ Exam takers establish a “baseline” of authentication the first time they launch their first exam.
- ▶ For each subsequent assessment, exam takers will be verified against their username/password, and device’s webcam.
- ▶ Validated exam takers will be able to proceed with their assessments.
- ▶ An additional layer of security will be included through ExamMonitor, which provides proctoring services via webcam throughout the assessment.
- ▶ Once the exam is complete, the proctoring files are uploaded alongside the exam answer files and stored within ExamSoft.

Question #1 of 5

A 26-year-old healthy female is seen in genetics clinic because her < 21 year-old paternal brother has X-linked Fragile X Syndrome (>600 CGG repeats). What can you tell her about her children's risk of having Fragile X?

Answer A - D

- A ~~She has a 25% chance of being a carrier for Fragile X~~
- B ~~She has a 50% chance of being a carrier for Fragile X~~
- C Her children are at increased risk of having Fragile X, because expansion occurs through female meiosis
- D She is not at increased risk compared to the general population



SCHOOL OF MEDICINE

EXAM REMINDER

.....

UME Office of Curriculum Exam Reminders & Announcements

EXAMS

Foundations Term 2 Written Exam
When can I download: 8AM, Dec 6th
DOWNLOAD DEADLINE: 8AM, Dec 7th
Monday, December 7, 2015
8:30-11:30am
McMillian Auditorium

Foundations Term 2 Written Exam
When can I download: 8AM, Dec 6th
DOWNLOAD DEADLINE: 8AM, Dec 7th
Monday, December 7, 2015
8:30-11:30am
McMillian Auditorium

Foundations Term 2 Written Exam
When can I download: 8AM, Dec 6th
DOWNLOAD DEADLINE: 8AM, Dec 7th
Monday, December 7, 2015
8:30-11:30am
McMillian Auditorium

Foundations Term 2 Written Exam
When can I download: 8AM, Dec 6th
DOWNLOAD DEADLINE: 8AM, Dec 7th
Monday, December 7, 2015
8:30-11:30am
McMillian Auditorium

**DO NOT BRING ANYTHING TO THE EXAM EXCEPT
YOUR FULLY CHARGED LAPTOP,
YOUR CHARGER, PENCILS AND PENS!!**

**Per Security: Personal items may NOT be left outside the auditorium
in the basement or stairwell areas. NO EXCEPTIONS!**

Curriculum Office Reminders:

- You may **NOT** bring backpacks, laptop covers, purses, cell phones, smart watches, or pagers into the auditorium.
- **Please leave all your belongings in your locker.** If you do bring any of these items you will be asked to leave them outside the auditorium. **NO EXCEPTIONS!**
- Once you have completed your exam and have received confirmation, **you must leave the exam area** so that your peers may continue to focus on their exams.
- You may not remain in the auditorium or in the foyer outside the auditorium.
- For any laptop issues relating to the exam, please see William McKinney. (wmmckinn@bcm.edu)
-

Exemplify Reminders:

- Use your BCM Username and Password to log into ExamSoft & Exemplify.
- Institution Code: BCM
- **Disable/turn off your anti-virus**
- The notes field at the bottom of the question is reserved for question feedback. Please write your notes on the scratch paper
- Make sure your laptop has a full charge before the exam begins.
- If you have questions about Exemplify, please visit the intranet: <https://intranet.bcm.edu/?tmp=/mdprog/softest>

Good luck on your exams!

IMPORTANT THINGS TO KNOW

- ▶ You are required to take the mock exam to set up ExamID
- ▶ The exam files you download are encrypted and password protected
- ▶ Any attempt to disable or tamper with Exemplify security features will be considered a violation of the BCM Honor Code.
- ▶ It is your responsibility to become familiar with the Exemplify software and instructions provided by the SOM and on the ExamSoft website prior to the start of your exam.
- ▶ Exam Proctors will be in each exam room to instruct you and will provide the exam password.

E*VALUE



Lori Ezzell - MD Admin

✉ lezzell@bcm.edu

Please rate the overall course based on your general expectations of the course.

(Question 1 of 4 - Mandatory)

		Below Expectations		Meets Expectations		Exceeds Expectations		Cannot Evaluate
1.	Clear learning objectives	<input type="radio"/>	<input type="radio"/>	<input type="radio"/>	<input type="radio"/>	<input type="radio"/>	<input type="radio"/>	<input type="radio"/>
		1	2	3	4	5	6	7
2.	Tolerability of workload	<input type="radio"/>	<input type="radio"/>	<input type="radio"/>	<input type="radio"/>	<input type="radio"/>	<input type="radio"/>	<input type="radio"/>
		1	2	3	4	5	6	7
3.	Emphasis on both concepts and facts	<input type="radio"/>	<input type="radio"/>	<input type="radio"/>	<input type="radio"/>	<input type="radio"/>	<input type="radio"/>	<input type="radio"/>
		1	2	3	4	5	6	7
4.	Quality of textbook	<input type="radio"/>	<input type="radio"/>	<input type="radio"/>	<input type="radio"/>	<input type="radio"/>	<input type="radio"/>	<input type="radio"/>
		1	2	3	4	5	6	7
5.	Quality of lab sessions/conferences	<input type="radio"/>	<input type="radio"/>	<input type="radio"/>	<input type="radio"/>	<input type="radio"/>	<input type="radio"/>	<input type="radio"/>
		1	2	3	4	5	6	7
6.	Match of final exam to learning objectives	<input type="radio"/>	<input type="radio"/>	<input type="radio"/>	<input type="radio"/>	<input type="radio"/>	<input type="radio"/>	<input type="radio"/>
		1	2	3	4	5	6	7
7.	Final exam as a measure of my knowledge of the material	<input type="radio"/>	<input type="radio"/>	<input type="radio"/>	<input type="radio"/>	<input type="radio"/>	<input type="radio"/>	<input type="radio"/>
		1	2	3	4	5	6	7
8.	Overall quality of course	<input type="radio"/>	<input type="radio"/>	<input type="radio"/>	<input type="radio"/>	<input type="radio"/>	<input type="radio"/>	<input type="radio"/>
		1	2	3	4	5	6	7

We invite comments here for this module on any item you found particularly positive or of concern. (Question 2 of 4)

Mistreatment

Mistreatment, either intentional or unintentional, occurs when behavior shows disrespect for the dignity of others and unreasonably interferes with the learning process. Examples of mistreatment include sexual harassment, discrimination, humiliation, and other forms of assessment in a punitive manner.

Students should report all mistreatment to the Integrity Hotline at 855-764-7294 or go to the [Integrity Hotline Web Portal](#). Reports can be made anonymously. For more information see the [Student Handbook](#).

During your educational experience in this course, did you experience or witness any form of mistreatment? (Question 3 of 4 - Mandatory)

EVALUATIONS

- Course evaluations
- Evaluations are distributed electronically (through a web link) and responses are confidential.
- Participation is mandatory for all students.







VBRICK

VBRICK

- ▶ BCM's video system
- ▶ Similar in look and feel of YouTube
- ▶ Use your BCM username and password (Single Sign-On) for access
- ▶ URL: <https://bcm.rev.vbrick.com>







RECENTLY ADDED VIDEOS

Browse All

 Bioinformatics Gen... May 1, 2018 9:00 AM	 ID: Protozoans 080... May 1, 2018 8:00 AM	 BS: Suicide 1110 0... Apr 30, 2018 11:10 AM	 NS: Cerebrovascula... Apr 30, 2018 8:00 AM	 CMD-Neuro: Multipl... Apr 27, 2018 2:05 PM	 Tshuma Presentati... Apr 27, 2018 12:00 PM
--	---	---	---	--	--







UPCOMING EVENTS

Browse All

 ID: Protozoans: Lei... May 2, 2018 8:00 AM - 9:0...	 BS: Professional D... May 2, 2018 9:10 AM - 10:...	 CMD-Neuro: Deme... May 2, 2018 11:05 AM - 12:...	 NS: Differential Dia... May 3, 2018 8:00 AM - 9:0...	 Bioinformatics Gen... May 3, 2018 9:00 AM - 10:...	 ID: Case Conferenc... May 3, 2018 9:10 AM - 11:...
---	---	---	--	---	---

CATEGORY: ARCHIVE

Browse All

 Behavior - Terminol... Feb 3, 2017 8:46 AM	 Behavior - Introduc... Feb 3, 2017 8:46 AM	 Behavior - Defense ... Feb 3, 2017 8:46 AM	 Behavior - Antidepr... Feb 3, 2017 8:46 AM	 Behavior - Sleep Di... Feb 3, 2017 8:47 AM	 Behavior - Mood St... Feb 3, 2017 8:46 AM
---	--	--	---	--	---

CATEGORIES

- ARCHIVE
- COMMUNITY
- EDUCATION
- Ethics, Professionalism, and Policy Program
- Live Event Broadcasting
- RESEARCH
- Uncategorized


[Browse All](#)

EVENTS



ID: Protozoans: Leishmaniasis, Chag...
May 2, 2018 8:00 AM
Infectious Disease
Protozoans: Leishmaniasis, Chagas, and African

[More Info](#)



"Whoa! Watch where that thing lands — we'll probably need it."

VPN

VPN

- ▶ Only needed to access BCM resources from off campus
 - ▶ Used to access Up-to-Date
- ▶ Must be on the BCM network to set this up.
- ▶ Only the ERC Option works for BCM resources like Up-to-Date (VPN not needed for Blackboard or ExamSoft)
- ▶ Note: Any computer connecting remotely to the BCM network must be up-to-date with all operating system security updates and anti-virus definitions.

[HTTPS://IT.BCM.EDU](https://it.bcm.edu)



Keyword Search

Report A Problem

Is something not working right? Tell us what it is and we'll look into it.

[REPORT A PROBLEM](#)

Request A Service

See and request the IT services you need to get through your workday, such as e-mail or clinical desktop support.


[VIEW SERVICES](#)

View Status

Take a look at how your incident or service request is coming along.

[VIEW STATUS UPDATES](#)

Top Requests


 **Mobile Device Management Request**
Request to Receive Access to the BCM Mobile Device Management Solution

[REQUEST](#)

 **EPIC Provider Template Request**
Patient Billing Systems Provider Template Requests

[REQUEST](#)

Top Knowledge Base Articles

 **BCM Multi-factor Authentication (MFA)**
MFA explained in detail; What is it, how do I use it, FAQs, and more

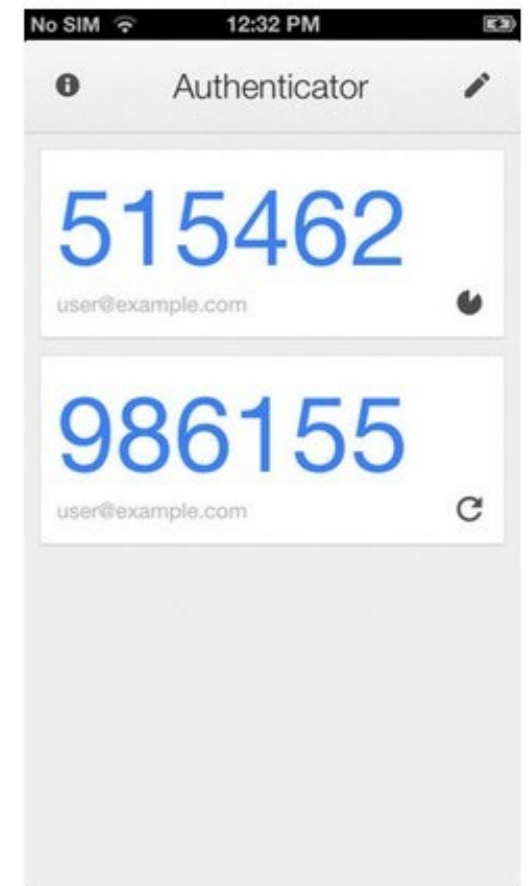
[READ](#)

 **Symantec Endpoint Protection**
Symantec Endpoint Protections is the standard Anti-Virus software used for all BCM Devices

[READ](#)

HOW TO INSTALL VPN

- ▶ Open your browser
- ▶ Go to vpn.bcm.edu and follow the directions
- ▶ Must install the Google Authenticator app on your mobile device to provide the secure token to enter into the VPN app.
 - ▶ For detailed instructions on how to install the Google Authenticator: <https://it.bcm.edu> (Use MFA in the keyword search)
 - ▶ Once the Google Authenticator app is installed, the token refreshes every 15 seconds, so you have to be quick in entering it into VPN.
 - ▶ Must be on the BCM network to set this up.





Warning: Since this involves a software installation, your laptop/desktop computer may request “permission” several times during this installation.

-BCM IT



BEFORE YOU CONFIGURE YOUR LAPTOP FOR WI-FI

- ▶ Change your BCM password.
- ▶ Why?
- ▶ Your 1st BCM Password is **TEMPORARY** and only last for **10 working days** - making it necessary to setup Wi-Fi again!


BCM-WIFI NETWORK

- ▶ Wireless connectivity is available in all BCM buildings throughout campus. If prompted, use your BCM username and password.
- ▶ You will need the BCM Wireless Network to:
 - ▶ Access the BCM Intranet
 - ▶ Access applications that BCM licenses
 - ▶ Change your BCM password
- ▶ Do not configure the Guest Network
- ▶ If you change your password. Log out of any mobile devices before making the change. Make the change, then log back into your devices. If not, you may get locked out.

MOBILE DEVICES

WHAT PHONES DOES BCM SUPPORT FOR EMAIL

- BCM supports the iPhone and Android
- To set up your email, you must download the Mobile Device Management (MDM) app called Microsoft Intune and follow the instructions for configuration.
- To access instructions, go to: <https://it.bcm.edu> (use keyword “mobile” for more information)



MFA & MDM

MFA is Baylor's 2 Step Verification for various sites

2 Step is triggered when outside of the BCM network

There are 2 Ways of Authenticating

- Google Authenticator
- SMS Authentication

MDM is the ability to add BCM email to your mobile device

It is separate from MFA

Manages mobile devices passively to ensure security of potential sensitive information

It is required for all Office applications on mobile devices such as teams and power apps.

More information on both services can be found at

IT.BCM.EDU



FREE
SOFTWARE/STORAGE


FREE SOFTWARE THROUGH IT SERVICE PORTAL

- Office 365 ProPlus - Students may install on up to five (5) personal computers for home use using your BCM username and password. Go to Settings through www.mail.bcm.edu.

- ***For Personal Devices:***

Anti-Virus for personal devices is highly recommended; however, Baylor College of Medicine does not currently provide a no-cost option. There are many excellent options available for Mac and Windows computers, including free programs such as [Microsoft Security Essentials for Windows 7](#), [Microsoft Defender for Windows 8 & 10](#), [Sophos Anti-Virus for Mac Home Edition](#), or [Malwarebytes for Mac](#).

FREE STORAGE

- OneDrive is Baylor's online file sharing service. Use OneDrive to store, share, and collectively edit files. OneDrive can be accessed from any browser at <https://mail.bcm.edu> (1TB limit) by logging in with your BCM username and password, click on the app launcher  and chose One Drive.

[HTTPS://MAIL.BCM.EDU](https://mail.bcm.edu)

Learn more about [Mobile Device Management](#)



LOGIN

USERNAME (UCA)

PASSWORD

SIGN IN



Password Self Service
R-support@bcm.edu
713-798-8737

[HTTPS://IT.BCM.EDU](https://it.bcm.edu)



INFORMATION TECHNOLOGY | IT SERVICE PORTAL

[Report a Problem](#) [Request A Service](#) [Browse Knowledge](#) [View Status](#)

Keyword Search

Report A Problem

Is something not working right? Tell us what it is and we'll look into it.

[REPORT A PROBLEM](#)

Request A Service

See and request the IT services you need to get through your workday, such as e-mail or clinical desktop support.


[VIEW SERVICES](#)

View Status

Take a look at how your incident or service request is coming along.

[VIEW STATUS UPDATES](#)

Top Requests


 **Mobile Device Management Request**
Request to Receive Access to the BCM Mobile Device Management Solution

[REQUEST](#)

 **EPIC Provider Template Request**
Patient Billing Systems Provider Template Requests

[REQUEST](#)


Top Knowledge Base Articles

 **BCM Multi-factor Authentication (MFA)**
MFA explained in detail; What is it, how do I use it, FAQs, and more

[READ](#)

 **Symantec Endpoint Protection**
Symantec Endpoint Protections is the standard Anti-Virus software used for all BCM Devices

[READ](#)



A FEW IT RULES

“Wait a minute here, Mr. Crumbley. ... Maybe it isn't kidney stones after all.”

IT RULES



- ▶ Do not give your Username or Password to anyone else
- ▶ Be certain that your computer is clean, i.e., has Antivirus Software and that it's virus definitions are current
- ▶ Be certain your computer's operating system and software have the most recent patches
- ▶ If you discover URL's to College materials, do not provide them to non-Baylor students or personnel.
- ▶ Do not post College Materials or Patient Data on public Web sites, Social Media platforms, e.g., Google Groups, Google Docs, SlideShare, Facebook, etc

IT RULES



- ▶ BCM provides unlimited email storage. It is not necessary to forward, copy, or move BCM email out of Baylor's email system.
- ▶ Your @bcm.edu student email address is used for ALL college email communication. You MUST check this email account daily.

WWW.BCM.EDU/STUDENT-ED-TECH



Student/Trainee Tech Resources +
Academic Success Workshops

Contact Education Technology Staff
Email: ed-tech@bcm.edu



Academic Success Center
Michael E. DeBakey Center for Biomedical Education and Research
Second, Third and Fourth Floors
Houston, TX 77030

School Technology Presentations
Presented at the beginning of each school year to the incoming students, these presentations cover current technology at BCM.
• School of Health Professions
• School of Medicine
• Graduate School of Biomedical Sciences

Student Technology
This pdf flyer provides an overview of technology at Baylor College of Medicine.
[View PDF](#)

Minimum Computer Requirements
Ed-Tech Minimum Computer Requirements 2020-2021
[View Requirements](#)



Student/Trainee Ed-Tech Resources

About Education Technology

Education technology support is provided by the Academic Technologies team within the Office of Information Technology. We offer a wide range of services to enhance the instructional/learning experience for Baylor College of Medicine faculty and learners.

Educational Resources

Software Link	Description	Comments
Aquifer →	Aquifer provides case-based virtual courses for clinical learning. Aquifer's courses are evidence-based, peer-reviewed, and continuously updated by the Educators Consortium, to support best practices in clinical teaching and learning. Created by educators, for educators—in close collaboration with their national organizations—Aquifer's courses build essential knowledge and clinical reasoning skills for health professions students, grounded in Aquifer's pedagogy.	Access only for SOM. Request access by sending an email to ed-tech@bcm.edu →
Blackboard Resources → Login →	BCM Learning Management System.	You will be prompted to login using SSO
Box →	BCM Cloud Storage	Getting Started with Box → Contact the BCM Help Desk at 713-798-8737 for issues or concerns. You will be prompted to login using your SSO
Comprehensive Academic Management System (CAMS) →	Unofficial transcripts, Letter Grades, Financial Aid Info, Student Account Info, Student Directory, Elective Registration (MS1)	You will be prompted to login using SSO
E*Value →	Web-based Evaluation Software	School of Medicine - contact Lori Ezzell → School of Health Professions PA Program - contact Yvonne Baier →
ExamSoft Resources → Login →	Assessment software for Educational Programs	You will be prompted to login using SSO
MedHub →	MedHub is a web-based Residency Management System designed to track and document a variety of program and resident activities for scheduling, curricula delivery and evaluations, which are required for program and institutional accreditation.	Graduate Medical Education Contact: Dennis Iorio → You will be prompted to login using SSO
	MedlinePlus brings together	



Baylor College of Medicine

Student Technology


First-Time Student Technology User

Checklist

www.bcm.edu/student-ed-tech

FIRST-TIME USER TIPS

- Your @bcm.edu student email address is used for ALL College email communication. You must check this email account.
- For the best experience, use Google Chrome or Mozilla Firefox to access Blackboard and ExamSoft.
- BCM provides free Wifi on campus. Wifi users must use your BCM ECA and password for access.
- BCM users will have their computing devices inspected by Cisco ISE technology before connecting to the BCM network (Wired LAN, Wifi, and VPN) to enhance security. (Coming Soon)
- For assistance with a User ID/Username or password: contact the Help Desk, it-support@bcm.edu, 713-798-8737.

- 1 Poll Everywhere**
 ONLINE POLLING SOFTWARE
 >> As a poll is displayed to an audience, students submit responses by visiting a specific Web site or by sending text messages to our short code number (22333).
- 2 Blackboard**
 LOG INTO BLACKBOARD
 >> Go to <https://bcm.blackboard.com> (Chrome or Mozilla work best) enter your BCM Username and Password.
 >> Download the **Bb Student Ap**  for your Android, Apple or Windows devices to study on the go!
- 3 ExamSoft**
 LOG INTO EXAMSOFT
 >> Exam Software for: School of Medicine, School of Allied Health & National School of Tropical Medicine
 >> Go to <http://www.examsoft.com/bcm> and log in with your BCM username and password. Inst Code: Baylor College of Medicine
 >> Download Examplify to your laptop by going to the web address above – be mindful of the computer specifications set by ExamSoft
 >> If you try to log in more than 3 times, your BCM account will get locked. Call the BCM Helpdesk at 713-798-8737 and a support person will unlock your account.
- 4 vBrick**
 ACCESS TO BCM VIDEO LECTURE STREAMING
 >> Go to <http://bcm.rev.vbrick.com/> and log in with your BCM username and password.
 >> Students will only have video access to the classes and years they are enrolled.
 >> Students do NOT have the ability to download videos. Has the look and feel of YouTube.
- 5 E*Value**
 EVALUATIONS SOFTWARE
 >> Go to <https://www.e-value.net>
 >> Changing your login and password can be done by going through My Profile.
 >> Course percentage scores are on My Folio (Med School Pre-Clinical Courses)
- 6 Comprehensive Academic Management System (CAMS)**
 LOG INTO CAMS
 >> Go to <https://www.bcm.edu/education/registrar/student-portal> log in with your BCM username and password
 >> Unofficial transcripts, Letter Grades, Financial Aid Info, Student Account Info, Student Directory, Elective Registration (MS1)
- 7 Software/Hardware**
 >> Microsoft Office 365 ProPlus (5 free Installs)
 >> Go to <http://mail.bcm.edu> => click on the cog wheel, then go to Office 365 settings => click on Software link => click on install
 >> Apple Computer Discount with .edu email address: <https://www.apple.com/us-hed/shop>
 >> Microsoft Computer Discount with .edu email address: <https://www.microsoft.com/en-us/education/students/deals/default.aspx>
 >> Cloud Storage - Go to <http://box.bcm.edu> - use your BCM username and password to access
 >> **BCM Cybersecurity Technology Deployment** – Go to <https://it.bcm.edu>
 >> InTune app will be required for BCM users who wish to use their mobile device for BCM email.

STUDENT TECHNOLOGY PAGE

.....

➤ Where can I find this page?

➤ You can always find an updated copy on the Blackboard login page or through the Student Ed-Tech Page at

www.bcm.edu/student-ed-tech

➤ In your student packet.

*THANK
YOU*

