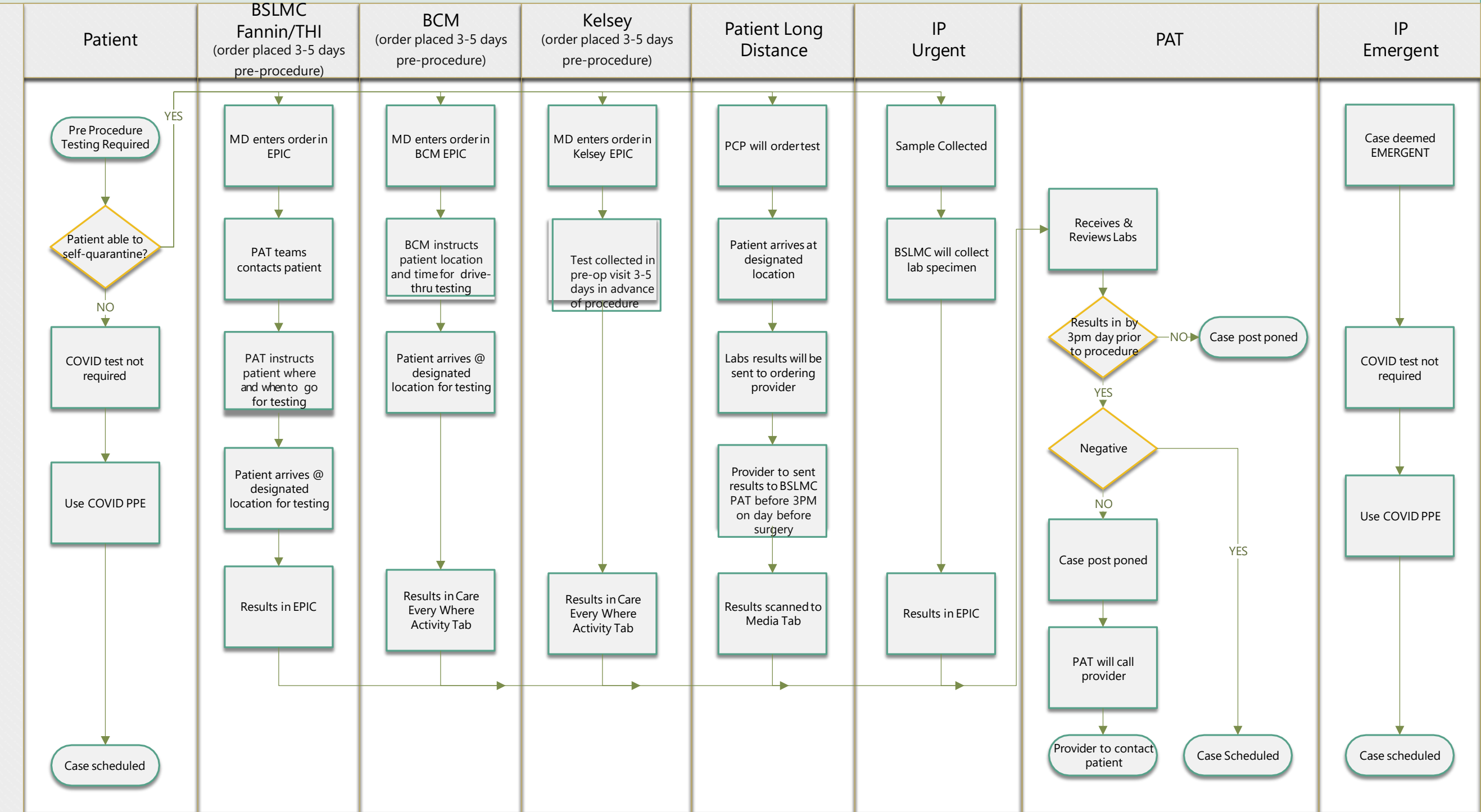
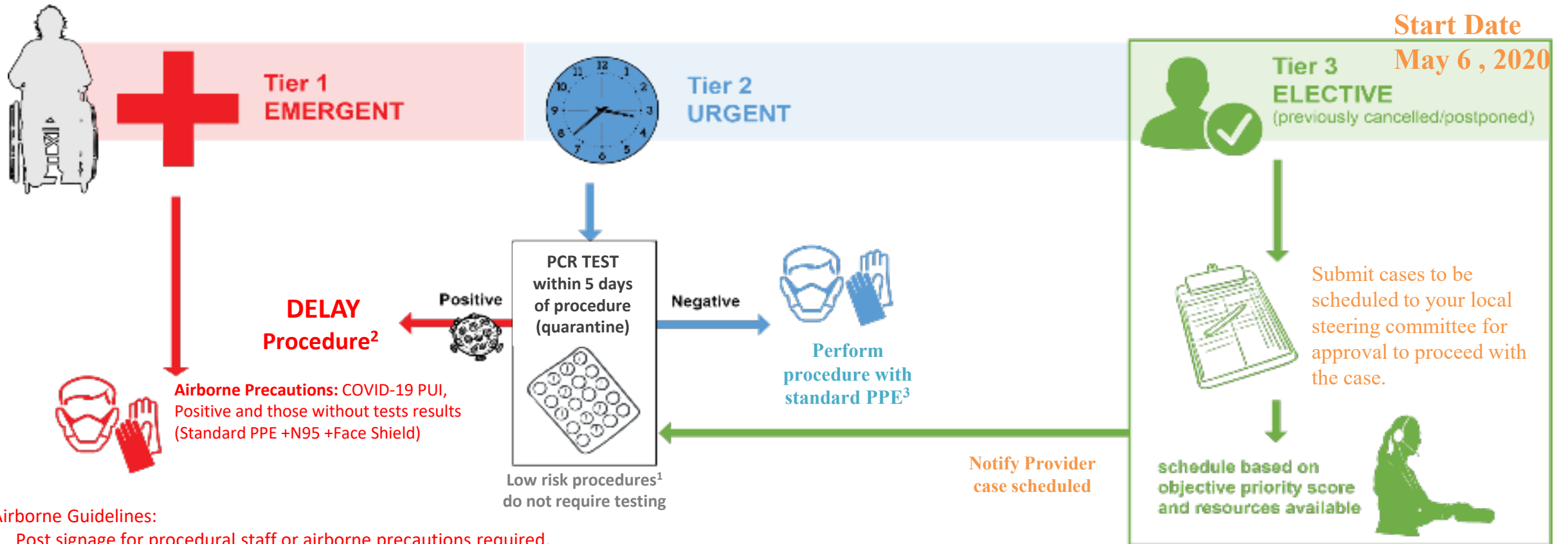


Pre-Procedural Testing Process



Safety Protocols for Procedural Cases



Airborne Guidelines:

- Post signage for procedural staff or airborne precautions required.
- Room should be left unoccupied to allow the appropriate time for removal of airborne contaminants prior to cleaning. The amount of time it takes to remove airborne contaminants will be dependent on number of air exchanges for that particular space. [CDC air exchange guidance](#)

Low Risk Procedures¹:

Procedures that do not require intubation or an aerosolized procedure (i.e. EEG, Mammogram, paracentesis) are considered Low Risk Procedures. These do not require a COVID-19 PCR test if the patient is asymptomatic. If patient is symptomatic then procedure should be delayed until absence of symptoms and two negative test 24 hours apart. Otherwise, all other procedures should have testing performed prior to the procedure.

Urgent or Elective Cases Positive Test²:

No symptoms - wait ten days, if repeat test negative then perform procedure with standard PPE
Symptoms - wait for resolution of symptoms and 2 negative tests 24 hours apart then perform procedure with standard PPE. Serology testing is not recommended at this time. This will be reevaluated as evidence becomes available. Consider rapid test for COVID-19 on the day of procedure if available.

Phase 1: Outpatient Tier 3 only
 Phase 2: Inpatient and Outpatient Tier 3

Standard PPE³ exceptions approved by the Hospital CMO



CHI
Texas Division

COVID-19 Testing Algorithm – Elective/Urgent Procedures

Urgent or Elective Cases Positive Test:

No symptoms

- Wait ten days, if repeat test negative then perform procedure with standard PPE

Symptoms

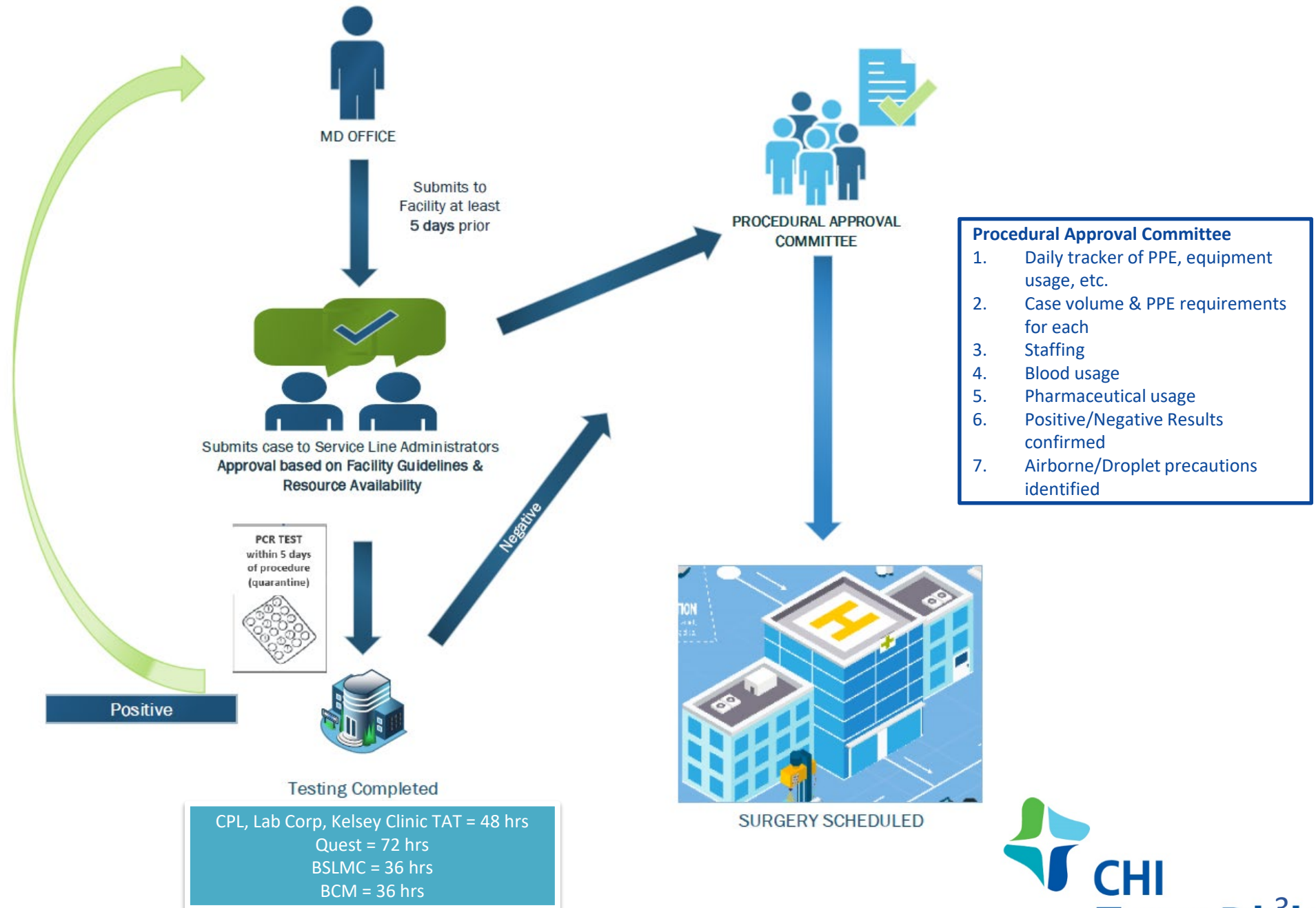
- Wait for resolution of symptoms and 2 negative tests 24 hours apart then perform procedure with standard PPE

Patient Considerations:

- Provider to notify patient if results positive
- Provide patient with CDC COVID-19 FAQ sheet

For Urgent cases who test positive but the procedure must proceed follow the *Safety Protocols for Procedural Cases*.

For all emergent cases follow the *Safety Protocols for Procedural Cases*.



Pre-Procedure

COVID-19 Testing Guidelines

1 You will need to be tested for COVID-19 **5** days prior to surgery.

2 Your provider will plan an order for the COVID-19 SARS CoV-2 testing.

3 The scheduling team will contact you with an appointment time and instructions.

It is REQUIRED to self quarantine until your scheduled surgery day. This will decrease your chances of contracting the virus prior to your surgery date.

4 Results should be ready within about 48 hours and released to you thereafter.

It is REQUIRED for you complete this test prior to your surgery.

5 If for any reason you are not able to make your appointment day and time, please contact your physician's office immediately.

